



World Stone of Sanford LLC  
 3201 Industrial Drive  
 Sanford, NC 27332






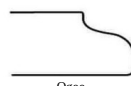





# SELECTION SHEET

<b>PROJECT NAME:</b> _____	<b>CONTACT NAME:</b> _____
<b>ADDRESS:</b> _____	<b>COMPANY:</b> _____
<b>CITY:</b> _____	<b>EMAIL:</b> _____
<b>STATE:</b> _____ <b>ZIP:</b> _____	<b>PHONE:</b> _____

ROOM	STONE COLOR	STONE THICKNESS	BACKSPLASH HEIGHT	FAUCET SPREAD

**STANDARD OVERHANG:** \_\_\_\_\_ **EXTENDED OVERHANG:** \_\_\_\_\_ **SURFACE FINISH:** \_\_\_\_\_

**STANDARD OH RADIUS:** \_\_\_\_\_ **EXTENDED OH RADIUS:** \_\_\_\_\_

<b>STANDARD EDGE PROFILES:</b>  Flat Edge <input type="checkbox"/>  Quarter Round <input type="checkbox"/>  Half Bullnose <input type="checkbox"/>  Quarter Bevel <input type="checkbox"/>				<b>UPGRADED EDGE PROFILES:</b>  Full Bullnose <input type="checkbox"/>  Ogee <input type="checkbox"/>	
<b>KITCHEN SINK:</b>  <input type="checkbox"/>  <input type="checkbox"/>  <input type="checkbox"/>			<b>BATHROOM SINK:</b>  <input type="checkbox"/>  <input type="checkbox"/>		

**SINK MODEL (OPTIONAL):** \_\_\_\_\_ **COOKTOP MODEL (OPTIONAL):** \_\_\_\_\_

**NOTES:**

**HOMEOWNER / BUILDER SIGNATURE:** \_\_\_\_\_ **DATE:** \_\_\_\_\_